

# Genus: Psorophora

By Jay Kiser

Aedes

*aegypti*  
*albopictus*  
*cinereus*  
*vexans*

Anopheles

*atropos*  
*barberi*  
*bradleyi*  
*crucians*  
*punctipennis*  
*quadrimaculatus*  
*smaragdinus*  
*walkeri*

Caquillettidia

*perturbans*

Culex

*territans*  
*salinarius*  
*restuans*  
*quinquefasciatus*  
*pipiens*  
*peccator*  
*erraticus*  
*tarsalis*

Culiseta

*inorata*  
*melanura*

Ochlerotatus

*cantator*  
*canadensis*  
*atlanticus*  
*atropalpus*  
*aurifer*  
*fulvus pallens*  
*grossbecki*  
*hendersoni*  
*dupreei*  
*trivittatus*  
*triseriatus*  
*tormentor*  
*thibaulti*  
*taeniorhynchus*  
*stimulans*  
*sticticus*  
*sollicitans*  
*mitchellae*  
*japonicus*  
*infirmatus*

Orthopodomyia

*alba*  
*signifera*

Psorophora

*columbiae*  
*ciliata*  
*cyanescens*  
*discolor*  
*ferox*  
*horrida*  
*howardii*  
*mathesoni*

Toxorhynchites

*rutilus septentrionalis*

Uranotaenia

*sapphirina*

Wyeomyia

*smithii*

# *Psorophora columbiae*



bugguide.net



© MTNHP

fieldguide.mt.gov



crs.org

# *Ps columbiae* vs visually similar species

*Ps columbiae*



bugguide.net

*Cq perturbans*



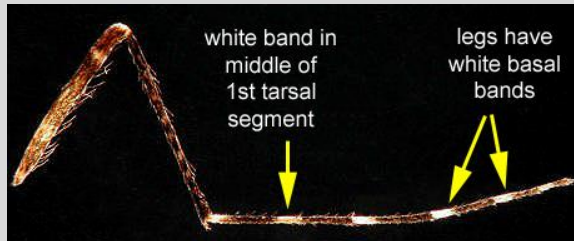
COPYRIGHT © 2010 ERICK ADAMS

bugguide.net


*Oc sollicitans*



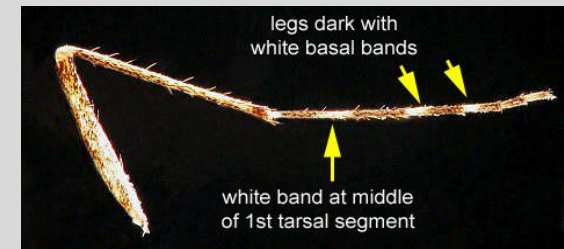
bugguide.net



fmel.ifas.ufl.edu

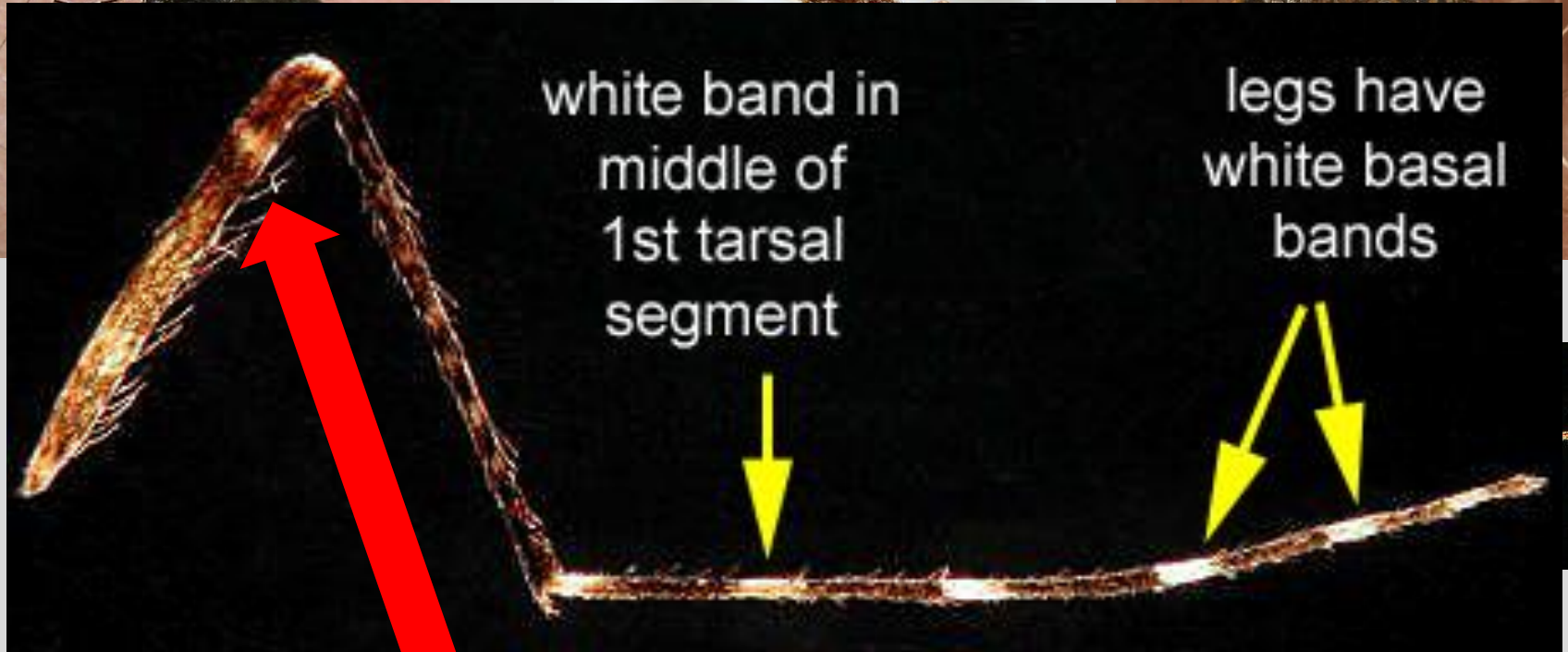


fmel.ifas.ufl.edu



fmel.ifas.ufl.edu

# *Ps columbiae* vs visually similar species



white band in  
middle of  
1st tarsal  
segment

legs have  
white basal  
bands

Pre apical band on the hind femur

*Psorophora ciliata* and *howardii*



# *Ps ciliata* vs *Ps howardii*



*Ps ciliata*

bugguide.net



*Ps howardii*

bugguide.net



bugguide.net



bugguide.net

# *Ps ciliata* vs *Ps howardii*



bugguide.net



bugguide.net



# *Psorophora ferox*



bugguide.net



fmel.ifas.ufl.edu



fmel.ifas.ufl.edu

# *Ps ferox* vs *Ps mathesoni*



<http://www.eol.org/pages/746423>